



HICSON PUMPS

LATERAL CHANNEL SELF PRIMING PUMP MODEL : 'AL' HIGH HEAD

APPLICATION

- Industrial ● Boiler Feed ● Transfer of Liquid containing air, gas ● Marine ● Refrigeration ● Fuel Oil ● Sprinklers ● Car Washing etc.

FEATURES

Pump type 'AL' are horizontal, lateral channel, self priming pump acting on regenerative principle. Both suction and delivery branches are vertical so that liquid remains inside the pump even when the pump is switched off. This ensures priming of the pump. The rotor of the pump is supported by antifriction bearings at both ends. These bearings are grease lubricated.

The pumps are provided with stuffing box packing.

Depending on the application, mechanical seal can be provided.


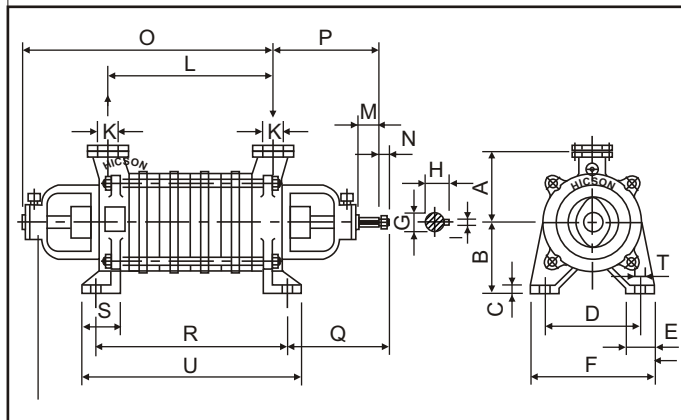
Pump type 'AL' are designed for continuous operation handling only clear liquid, free from any suspended particles.

MATERIAL

- Suction Cover : Close grained Cast Iron
- Delivery Cover : Cast Iron
- Intermediate Parts : H.T. Brass
- Impeller : Stainless Steel
- Shaft : Grand Packing
- Shaft Sealing : Grand Packing
- Special materials available on demand.

TECHNICAL DATA

- Capacity : Max. 880 L.P.M.
- Head : Max. 260 M.
- Speed : 1450 R.P.M.
- Temperature : Max. 60°C for Standard Pump
Max. 90°C for Hot Water Pump (designated by 'H')
- Suction Lift : Max. 8M.
- Rotation : Clockwise when looking from drive end.
Anti-clockwise in 'RR' Pumps



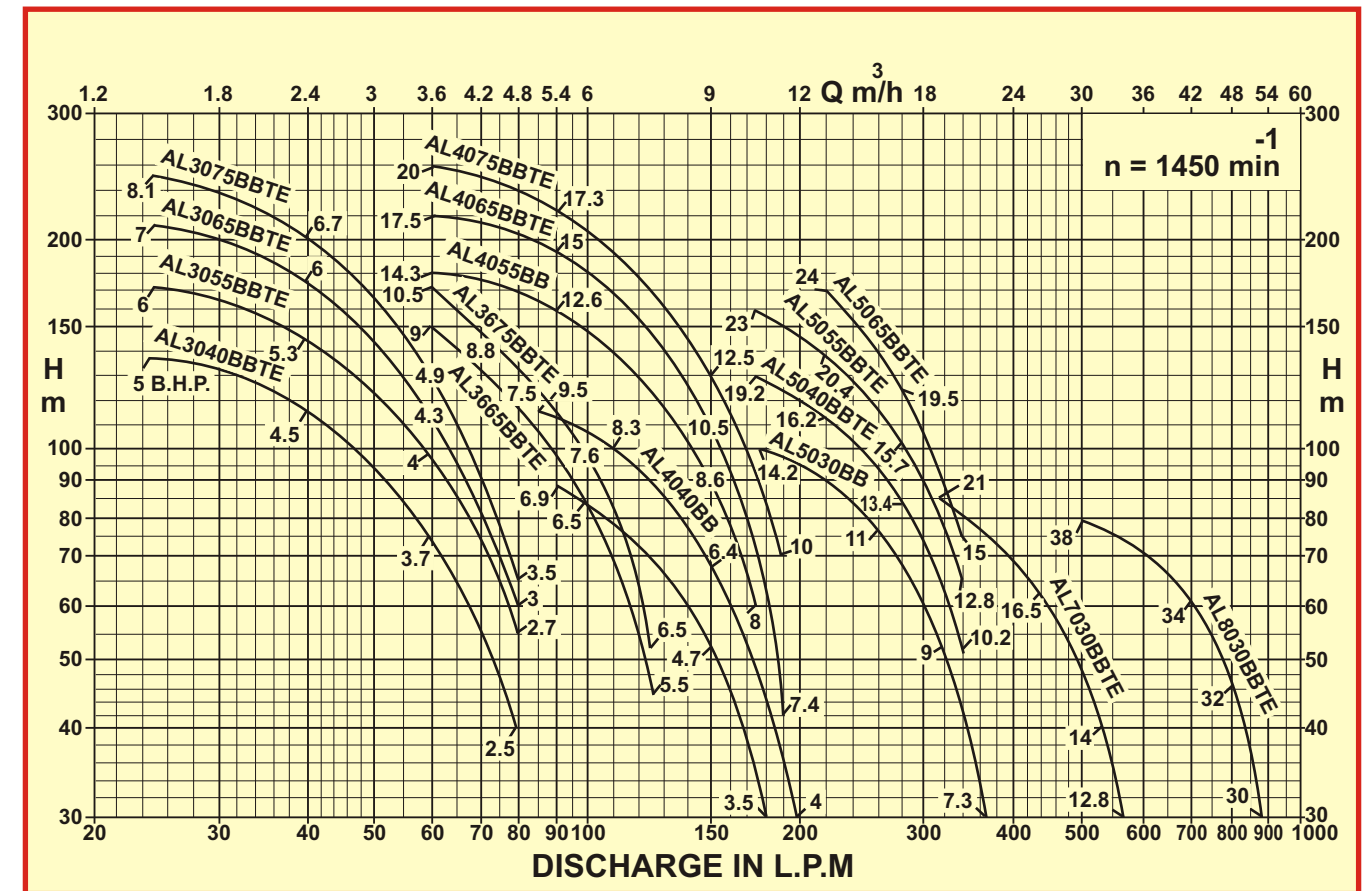
PUMP MODEL	A	B	C	D	E	F	G	H	I	K	L	M	N	O	P	Q	R	S	T	U	WT. IN KG.
AL 3040 BBTE	118	112	15.5	160	47	218	19	21.5	6	1 1/4"	216	35	15	413	218	197	258	58	13	310	43
AL 3055 BBTE	118	112	15.5	160	47	218	19	21.5	6	1 1/4"	256	35	15	453	218	197	298	58	13	350	47
AL 3065 BBTE	118	112	15.5	160	47	218	19	21.5	6	1 1/4"	296	35	15	493	218	197	338	58	13	390	51
AL 3075 BBTE	118	112	15.5	160	47	218	19	21.5	6	1 1/4"	336	35	15	533	218	197	378	58	13	430	55
AL 3665 BBTE	118	112	15.5	160	47	218	19	21.5	6	1 1/2"	296	35	15	493	218	197	338	58	13	390	51
AL 3675 BBTE	118	112	15.5	160	47	218	19	21.5	6	1 1/2"	336	35	15	533	218	197	378	58	13	430	55
AL 4030 BB	132	132	20	160	47	218	19	21.5	6	1 1/2"	266	36	14	435	191	189	270	55	13	306	49
AL 4040 BB	132	132	20	160	47	218	19	21.5	6	1 1/2"	321	36	14	490	191	189	325	55	13	361	55
AL 4055 BBTE	132	132	20	160	47	218	22	24.5	6	1 1/2"	377	40	-	565	219	217	381	55	13	417	58
AL 4065 BBTE	132	132	20	160	47	218	22	24.5	6	1 1/2"	432	40	-	620	219	217	436	55	13	472	65
AL 4075 BBTE	132	132	20	160	47	218	22	24.5	6	1 1/2"	487	40	-	675	219	217	491	55	13	527	72
AL 5030 BB	140	150	20	160	47	218	22	24.5	6	2"	321	40	-	504	209	202	335	55	13	371	65
AL 5040 BBTE	140	150	20	160	47	218	22	24.5	6	2"	397	40	-	580	209	202	411	55	13	447	74
AL 5055 BBTE	140	150	20	160	47	218	22	24.5	6	2"	472	40	-	655	209	202	486	55	13	522	84
AL 5065 BBTE	140	150	20	160	47	218	22	24.5	6	2"	547	40	-	730	209	202	561	55	13	597	94
AL 7030 BBTE	150	150	20	200	50	250	26	29	8	2 1/2"	371	55	-	577	241	227	400	65	15	456	88
AL 8030 BBTE	175	170	20	200	50	250	32	35	8	3"	477	70	-	677	256	267	455	65	15	511	132

All dimensions are millimeters unless otherwise stated

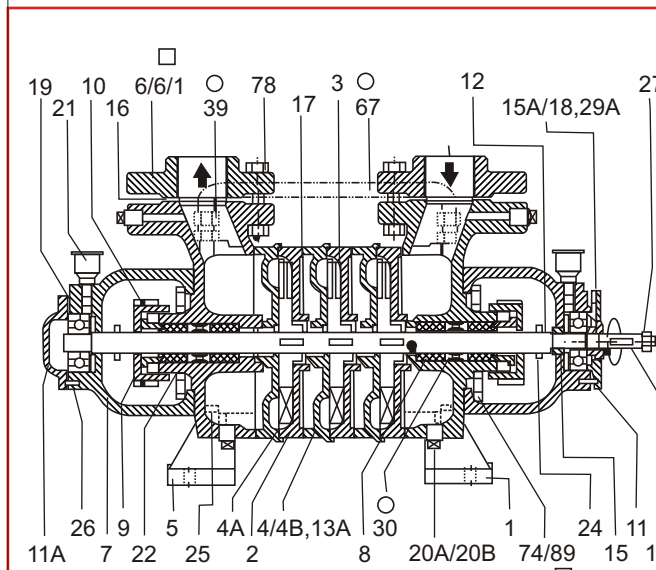
Casting dimensions are approximate

K. G. Industries
KOLKATA - (W.B.)

Phone : 033-2653-1324, 033-2653-3055 ★ Mobile : 09674594256, 07044917347, 09804390932 ★ E-mail : kg.industries.hicson@gmail.com ★ Website : www.hicsonpump.com



- ★ Tolerance on Capacity $\pm 10\%$ at rated head and rated R.P.M.
- ★ Capacity applies to liquid at barometric height of 760 m.m. Mercury, temperature of 30°C. and kinematic viscosity of 1 mm²/S.
- ★ Bhp values are applicable for water with sp. gr. 1.0.
- ★ For std. pump with Suction lift of more than 4M. Capacity details available on request.
- ★ For Hot water pump 'H' capacity table available on request.



□ For Non-Ferrous Pumps ○ For BBTE Pumps
For AL3040BBTE to AL3075BBTE
AL4030BB, AL4040BB items 15A & 27 required, 18 & 29A not required.

LIST OF PARTS			
1	Suction Cover	*17	Paper Gasket
2	Intermediate Part II	18	Bearing Lock Nut
*3	Impeller	*19	Ball Bearing
4	Intermediate Part I	20A	Plug
4A	Intermediate Part IU	20B	Plug
4B	Intermediate Part IUB	21	Grease Cup
5	Delivery Cover	*22	Packing
6	Counter Flange	24	Water Slinger
6/1	Counter Flange	25	Tie Bolt & Nut
7	Bracket	26	CS'K Screw
9	Gland	*27	Nut, Shaft End
10	Gland Nut	29A	Tab Washer
11	Bearing Cover	30	Lantern Ring
11A	Bearing Cover	39	Armeto Fitting
*12	Shaft	67	Copper Tube
13A	Bush Bearing IUB	74	Hex, Hd. Screw
*14	Key	78	Bolt & Nut
*15	Collar Ring (Inner)	89	Stud & Nut
*15A	Collar Ring (Outer)		
*16	Flange Gasket		

*Spares Recommended

Manufacturer reserves the right to change specification and data for improvement in design.

Authorised Dealer :