



HICSON PUMPS

SELF PRIMING PUMP MODEL : 'AL'

APPLICATION

- Transfer of Liquid containing air or gas
- LPG, liquid propane, mineral oil transfer and other industrial applications
- Bilge, Ballast, Fuel oil transfer, Fire fighting and other Marine applications
- Domestic water supply.

FEATURES

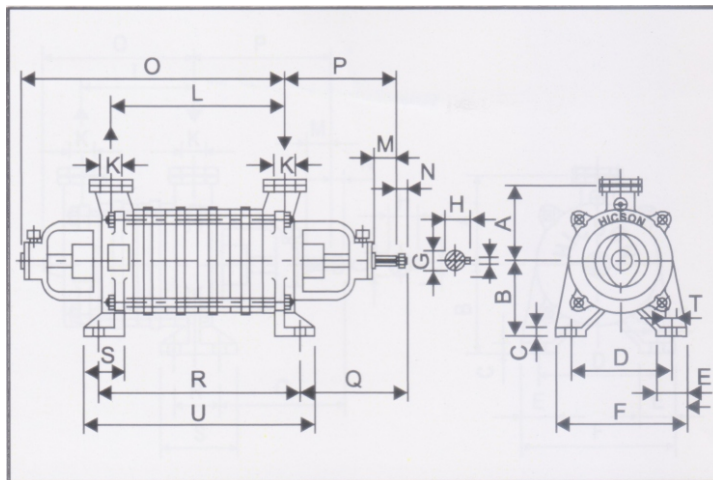
- Horizontal, side channel, self-priming designed for continuous operation handling clean or turbid liquids without abrasive matter.
- Provided with two nos. grease lubricated deep groove ball bearings (designated by 'KK')
- AL 4010 BB and AL 5010 BB pumps are also available with one no. each of ball bearing and mechanical seal on suction end and one no. bush bearing, flushed by the liquid handled, on delivery and (designated by 'BMS').

MATERIAL

Suction Cover : Close grained
 Delivery Cover : Cast Iron
 Intermediate Parts :
 Impeller : H.T. Brass
 Shaft : Stainless Steel
 Special Material also available

TECHNICAL DATA

Capacity : Max. 900 L.P.M.
 Head : Max. 68 M.
 Speed : 1450 R.P.M. (Normal)
 1800 R.P.M. (Max)
 Temperature : Max. 60°C for Standard Pump
 Max. 80°C for Hot Water Pump
 (Designed by 'H')
 Suction Lift : Max. 8M. for Standard Pump
 Shaft Sealing : Stuffing Box or Mechanical Seal
 Connections : BSP threads in Counter flanges
 Rotation : Clockwise looking from drive end.
 Anti-clockwise in 'RR' Pump



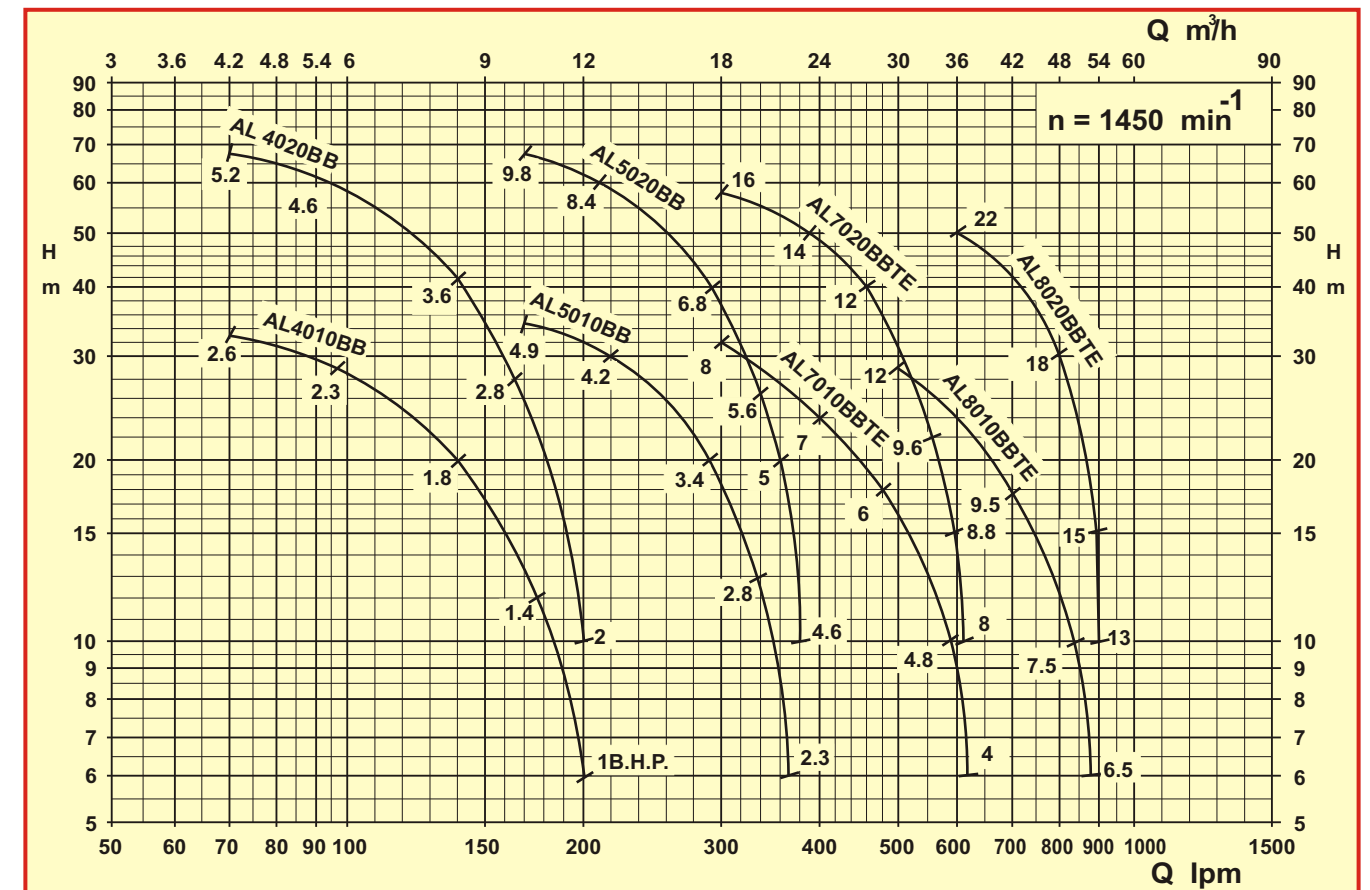
PUMP MODEL	A	B	C	D	E	F	G	H	I	K	L	M	N	O	P	Q	R	S	T	U	WT. IN KG.
AL 4010BB	132	132	20	160	47	218	19	21.5	6	1 1/2"	156	36	14	325	191	189	160	55	13	196	37
AL 4020BB	132	132	20	160	47	218	19	21.5	6	1 1/2"	211	36	14	380	191	189	215	55	13	251	43
AL 5010BB	140	150	20	160	47	218	22	24.5	6	2"	171	40	14	354	209	202	185	55	13	221	46
AL 5020BB	140	150	20	160	47	218	22	24.5	6	2"	246	40	14	429	209	202	260	55	13	296	55
AL 7010BBTE	150	150	20	200	50	250	26	29	8	2 1/2"	191	55	14	397	241	227	220	65	15	276	62
AL 7020BBTE	150	150	20	200	50	250	26	29	8	2 1/2"	281	55	14	487	241	227	310	65	15	366	74
AL 8010BBTE	175	170	20	200	50	250	32	35	8	3"	257	70	14	457	256	267	235	65	15	291	92
AL 8020BBTE	175	170	20	200	50	250	32	35	8	3"	367	70	14	567	256	267	345	65	15	401	112

All dimensions are millimeters unless otherwise stated

Casting dimensions are approximate

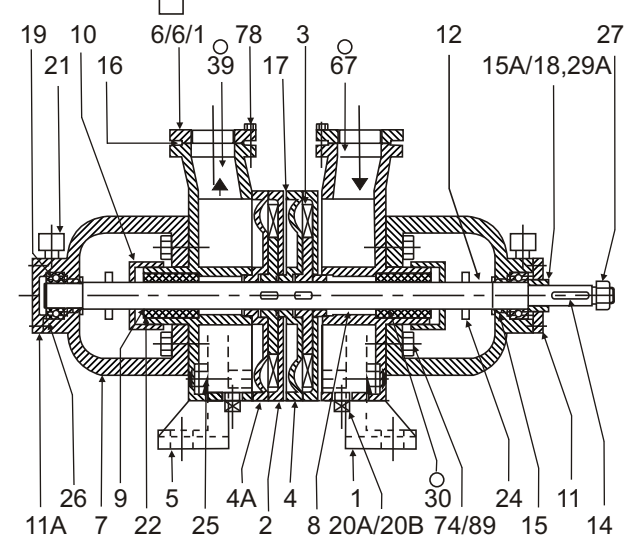
K.G. Industries
 KOLKATA - (W.B.)

Phone : 033-2653-1324, 033-2653-3055 H Mobile : 09674594256, 07044917347, 09804390932 H E-mail : kg.industries.hicson@gmail.com H Website : www.hicsonpump.com



DISCHARGE IN L. P. M.

- ★ Tolerance on Capacity $\pm 10\%$ at rated head and rated R.P.M.
- ★ Capacity applies to liquid at barometric height of 760 m.m. Mercury and at a temperature of 30°C. and kinematic viscosity of 1 mm²/S.
- ★ Bhp values are applicable for water with s. gr. 1.0.
- ★ For std. pump with Suction lift of more than 4M. Capacity details available on request.
- ★ For Hot water pump 'H' capacity table available on request.



□ For Non-Ferrous Pumps ○ For BBTE Pumps
 For AL1010BB, AL4020BB Items 15A & 27 required, 18 & 29A not required.

LIST OF PARTS

1	Suction Cover	*17	Paper Gasket
2	Intermediate Part II	18	Bearing Lock Nut
*3	Impeller	*19	Ball Bearing
4	Intermediate Part I	20A	Plug
4A	Intermediate Part IU	20B	Plug
5	Delivery Cover	21	Grease Cup
6	Counter Flange	*22	Packing
6/1	Counter Flange	24	Water Slinger
7	Bracket	25	Tie Bolt & Nut
8	Ground Ring	26	C'SK Screw
9	Gland	*27	Nut, Shaft End
10	Gland Nut	29A	Tab Washer
11	Bearing Cover	30	Lantern Ring
11A	Bearing Cover	39	Armeto Fitting
*12	Shaft	67	Copper Tube
*14	Key	74	Hex, Hd, Screw
*15	Collar Ring (Inner)	76	Bolt & Nut
*15A	Collar Ring (Outer)	89	Stud & Nut
16	Flange Gasket		

*Spares Recommended

Manufacturer reserves the right to change specification and data for improvement in design.

Authorised Dealer :